



SANT NIRANKARIPUBLIC SCHOOL
NIRANKARI COLONY
WORKSHEET : 2 (MAY)
CLASS – I
ENGLISH
TOPIC : LET'S FIND OUT

INTRODUCTION :




Anita : I am Anita.
Ravi : (*smiling*) I am Ravi.
Anita : What is this?
Ravi : It is a ball.
Anita : Let's play.



Dev : What are these?
Rima : They are kites. I love kites.
Dev : (*happily*) Let's fly them.

Rita : Where is my doll? Is it on my bed?
Seema : No, it isn't.
Rita : Is it in the dollhouse?
Seema : No, it isn't.
Rita : (*smiling*) Look! There it is.
It is on the chair.
Seema : Let's play.



A. Answer the following questions:

1. Who has a ball?

Ans. Ravi has a ball.

2. What does Rita look for?

Ans. Rita looks for her doll.

3. How do we know that Rima loves kites? Write the sentence that tells you this.

Ans. We know that Rima loves kites because she says, 'I love kites'.

4. Which description fits Rita? [Tick the correct answer.]


a. She keeps her doll in its place.


b. She likes to play with her doll but does not keep it in its place. ✓



- c. She does not like her doll but keeps in its place.
5. Why do you think Rita and Seema look for the doll?
Ans. Rita and Seema look for the doll because they want to play with it.


GRAMMAR (IS, ARE, AM)

Is, Are, Am
Look at the pictures and read the sentences.


This **is** an apple.


These **are** apples.

- We use **is** for one. 
- We use **are** for many. 





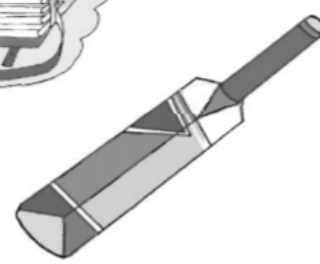

I **am** Priya.

- We use **am** with I.

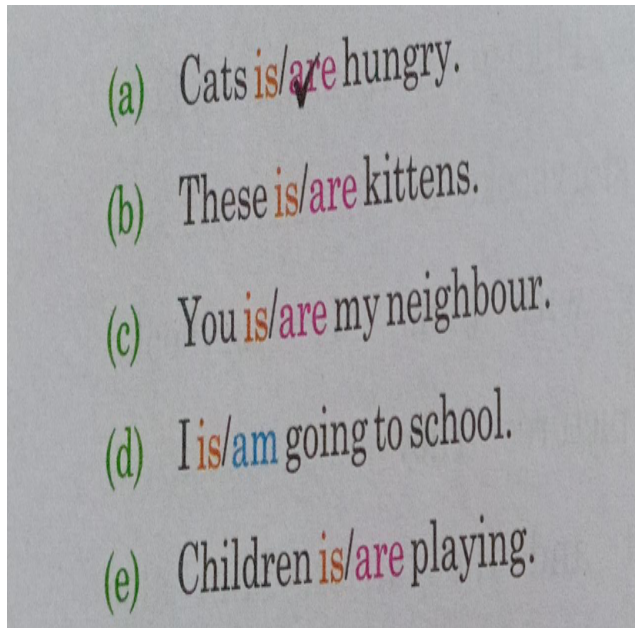
B. Fill in the blanks with is, am or are.

1. I _____ a girl.
2. These _____ books.
3. This _____ my house.
4. This cow _____ fat.
5. These flowers _____ yellow.

C. Choose the correct option and complete the answer.

<p>1. Where is the cat? The cat (is on the mat / are on the mat)</p>	
<p>2. Where are the flowers? The flowers (is in the pot / are in the pot)</p>	
<p>3. What are these? These pens. (is / are)</p>	
<p>4. Where are the books? The books (is in the boy / are in the bag)</p>	
<p>5. What is this? This (is a bat / are bats)</p>	

A. Read and tick the correct answers.



**SANT NIRANKARI PUBLIC SCHOOL
NIRANKARI COLONY
CLASS- I
MATHEMATICS
WORKSHEET : 2**

TOPIC : Ordinal Numbers

INTRODUCTION :

- An ordinal number is a number that tell us about the order or position of objects in a collection are called ordinal numbers like First, Second, Third, etc..
- All ordinal numbers carry a suffix : -nd, -rd, -st, or -th.
- Ordinal numbers can be written out as words (Second, Third) or as numerals followed by abbreviations (2nd, 3rd).
- Example:












1	First	1st
2	Second	2nd
3	Third	3rd

4	Fourth	4th
5	Fifth	5th
6	Sixth	6th
7	Seventh	7th
8	Eighth	8th
9	Ninth	9th
10	Tenth	10th

ORDINALNUMBERS :

1st	First
2nd	Second
3rd	Third
4th	fourth
5th	fifth
6th	Sixth
7th	Seventh
8th	Eighth
9th	Ninth
10th	tenth

Q1. Match up the numbers on the left to the words on the right.

 4th		fifth
 1st		seventh
 9th		sixth
 7th		first
 2nd		fourth
 6th		ninth
 3rd		second
 10th		eighth
 8th		third
 5th		tenth

Q 2. Fill in the blanks

1. In the word BANANA,

(a) which are the second and fifth letters?

Second letter

Fifth letter


(b) write the positions of letter 'A'.

.....

(c) which is the first letter?

.....

2. Write the order of balloons according to their positions from first to last.



TOPIC : AT THE ZOO

INTRODUCTION:



Amit : What's in that cage?

Anandi : It's a cat.

Amit : No, it's not.

Anandi : Is it a tiger?

Amit : No, it's a lion.

Priya : What's on the tree?

Raja : I can't see.

Priya : Take one hint.

It has wings.

Raja : Is it a butterfly?

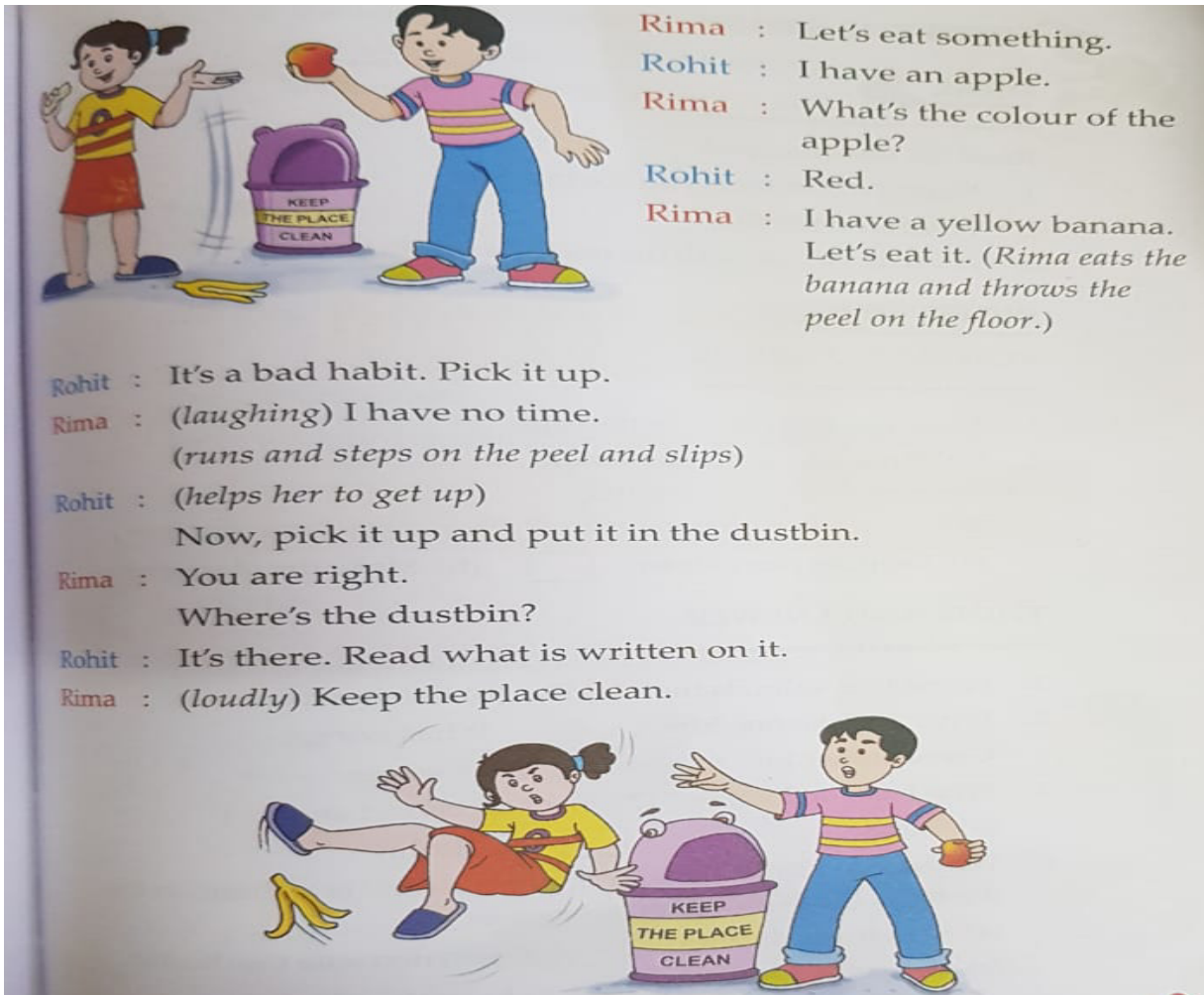
Priya : No, that's not correct.

Raja : Is it a bee?

Priya : No, it's not a bee.

It's a bird.





A. Answer the following questions:

1. Name two animals you see in a zoo.

Ans. The two animals that we see in the zoo are tiger and lion.

2. What is on the tree?

Ans. There is a bird on the tree.

3. What do you do with the peel after eating a banana?

Ans. I throw the peel into the dustbin after eating a banana.

B. Fill in the blanks.

1. There is a lion in the cage.

2. Rohit has an apple.
3. Rima has a banana.

C. Think and answer.

1. Name two animals that (a) fly, (b) live in water.

Ans. (a) Two animals that fly are sparrow and pigeon.

(b) Two animals that live in water are fish and frog.

2. Who has good habits?

(a) Rima_____

(b) Rohit_____

Ans. Rohit.

3. Why do you think 'KEEP THE PLACE CLEAN'. Is written on the dustbin? [Tick the correct answer.]

a. To hide the dustbin.

b. To decorate the dustbin.

c. To help people remember to keep the place clean. ✓

GRAMMAR

NAMING WORDS(NOUNS)

A. Use the words given in the box to write the names of two:

boys	-	Delhi	tabla
places	-	Ravi	book
things	-	Raja	Mumbai

These are **names**. They are names of **persons, places and things**.

They are **naming words**. They are also called **nouns**.

B. Read these sentences and underline the naming words (nouns).

1. Anand has a kite.

2. The apple is red.

3. Is this a cat or dog?

4. Ravi wants a chocolate.

5. This bag is heavy.



SANT NIRANKARI PUBLIC SCHOOL
NIRANKARI COLONY
CLASS-I
MATHEMATICS
WORKSHEET : 3

TOPIC : Ordinal Numbers

Q1. Ordinal Numbers - Find and Color

1 st	2 nd	3 rd	4 th	5 th
first	second	third	fourth	fifth

1) Color the second elephant.



2) Color the first bear.



3) Color the fourth snail.




4) Color the third cat.



5) Color the fifth dog.



Q2. Write the position of girls.



(a) Mita
(c) Rani

(b) Shalu

Q3 Fill in the blanks

The 3rd letter is N.
The 4th letter is K.
The 5th letter is E.

The 6th letter is Y.
The 1st letter is M.
The 2nd letter is O.

--	--	--	--	--	--

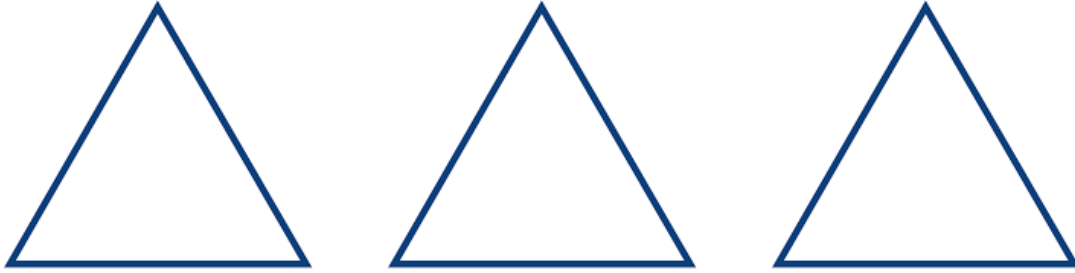
Q4. Name a fruit whose :

a. 1st letter is B _____

b. 2nd and 3rd letters are P _____

c. 5th letter is G _____

Q5. Color the 2nd triangle green, 3rd triangle red, and 1st triangle pink.



संत निरंकारी पब्लिक विद्यालय
निरंकारी कॉलोनी
कक्षा - प्रथम
विषय - हिंदी
कार्य पत्रक- 3 (मई)

अपठित गद्यांश

वाणी , गीता की बड़ी बहन थी । दादी जी खीर लाई । खीर खाकर गीता बाहर आ गई । बाहर वाणी कहानी की किताब पढ़ रही थी । कहानी एक लड़की की थी । कहानी का नाम था - भली लड़की । वह लड़की बड़ी भली थी । वह सबकी मदद करती थी ।

प्रश्नों के उत्तर लिखो

1. गीता की बड़ी बहन कौन थी ? _____
2. दादी जी क्या लाई ? _____
3. वाणी क्या पढ़ रही थी ? _____
4. कहानी का क्या नाम था ? _____

5. चित्र बनाओ

किताब

लड़की

--