

**SANT NIRANKARI PUBLIC SCHOOL  
SUMMER HOLIDAY HOME WORK  
CLASS I**

*Summer time*

*I love summer!*

*Summer is hot.*

*it's sun and shade*

*it's water to wade*



*it's frog and bugs it's grass for rugs*

*it's eating outside it's a tree-swing ride*

*it's tomatoes and corn it's dew in the morn*

*it's dogs and boys and lots of noise*

*it's summer. That's why I love summer!*



Dear Students,

Amidst all the fun and frolic, let's twirl our fingers and mind for a bit of homework.

## ENGLISH

### ACTIVITY - 1

**MY CHARACTER:** Make a face- mask of any animal or bird, which is your favorite or resembles your character.











### ACTIVITY - 2

On A – 3 size sheet draw the pictures and complete the missing vowels. Colour the picture beautifully.

Name \_\_\_\_\_

#### Bugs – Fill in the Missing Vowels

Look at each picture of a bug and fill in the missing vowels for each bug.

|   |   |
|---|---|
|  sp__d__r  |  b__         |
|  l__dyb__g |  b__tl__     |
|  w__rm     |  b__tt__rfly |
|  __nt      |  m__th       |

## हिंदी

### गतिविधि - 1

- आ की मात्रा के चित्रों का कोलॉज बनाए। ( ए3 साइज शीट पर )



### गतिविधि - 2

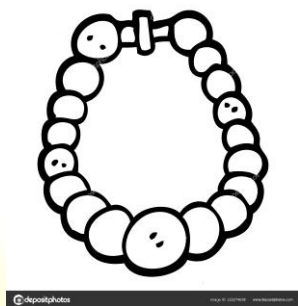
- क्रियात्मक गतिविधि ( ए3 साइज शीट पर ) **कोविड - की** परिस्थितियों में जिन चीजों का सबसे ज़्यादा प्रयोग हो रहा है उन चीजों का एक कोलॉज बनाइए और सुंदर सा स्लोगन उस पर लिखिए।



## MATHS

### ACTIVITY -1

- Make a Necklace using cardboard and string to show skip counting of 3 & 5. ( picture for your reference)



### ACTIVITY - 2

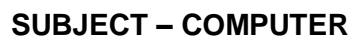
**IMAGE FOR YOUR REFERENCE**



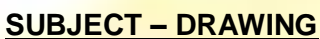
**Following topics :** Body Parts, Sense Organs, Good Manners, Personal Hygiene. You can show your creativity and come up with new ideas to make the flash card more attractive.

**FREE**  
*Flash Cards* *Word Cards*

The image shows a collection of body part flash cards. At the top, the word "FREE" is written in large, bold, black letters. Below it, the words "Flash Cards" and "Word Cards" are written in a cursive font. The main part of the image is a white card with a brown border, featuring a cartoon girl with a pink headband and a smiling face. Surrounding the girl are various body parts with labels: arm, leg, teeth, mouth, hair, head, foot, hand, ear, nose, eyes, lips, and toes. The labels are written in a simple, sans-serif font. The flash cards are arranged in a grid-like pattern, with some cards overlapping. The background is a dark, textured surface.



Draw picture of a computer system on an A4 sized sheet , colour it and label it's parts.



## 1. Beat the Heat (Activity) Page no.8

Shapes coloring Page no.10