

SANT NIRANKARI PUBLIC SCHOOL  
SUB :ENGLISH  
CLASS 1 (2021-2022)  
June Worksheet 6

Lesson-6 Let us Revise Naming Words

A. Look at the following pictures and match them with their naming words.

sun

baby

flower

mosque

spider

bicycle



star



nurse

CS

Scanned with CamScanner

B.. Colour it , if the noun is a person, place or thing.

	person		person
	place		place
	Thing		Thing

	person		person
	place		place
	Thing		Thing

C. Write the name of a naming word in the correct column.

Person	Place	Thing

Book	Mall	Dad
School	Dog	Shoes
chair	Boy	Park

**SUB :ENGLISH**  
**June Worksheet 7**

**Lesson -6 Let us Revise Naming Words**

A.. Look for the underlined noun in each sentence. Tell if the noun is a person, place, or thing. The one has been done for you.

1. The <u>store</u> is open on Sunday.	<u>place</u>
2. The <u>car</u> was in front of the house.	_____
3. She was going to catch the <u>ball</u> .	_____
4. I could not see the <u>boy</u> .	_____
5. Chips are my favorite <u>snack</u> .	_____
6. I got two books from the <u>library</u> .	_____
7. My <u>teacher</u> is very nice to the class.	_____
8. We saw the last <u>leaf</u> fall.	_____
9. He left his bag at the <u>school</u> .	_____
10. The <u>doctor</u> gave me a sucker.	_____

B. Circle the nouns in the box below.

young	horse	fast	boat
cold	dark	wet	bear
hot	grass	slow	table
tiger	sharp	vase	old

**SUB :ENGLISH**  
**June Worksheet 8**

**Ch-7 At the Zoo**

**A. Hard words**

- |               |            |               |               |            |
|---------------|------------|---------------|---------------|------------|
| i) cage       | ii) tiger  | iii) wings    | iv) butterfly | v) correct |
| vi) something | vii) habit | viii) dustbin | ix) written   | x) clean   |

**B. Read and answer.**

i) Name two animals that you see in the zoo.

Ans. The two animals you see in the zoo are lion and tiger.

ii) What is on the tree?

Ans. There is a bird on the tree.

iii) What do you do with the peel after eating a banana.?

Ans. I throw the peel into the dustbin after eating a banana.



**C. Think and Answer.**

1. Name two animals that

- a) Fly sparrow and pigeon
- b) Live in water fish and frog

2. Take one hint 'It has wings'.

Give another hint in place of 'It has wings'.

'It has a beak'.

**Tick ( ✓ ) the correct answer.**

3. Who has good habits?

- a) Rima
- b) Rohit ✓

4. Why do you think 'Keep the place clean' is written on the dustbin?

- a) to hide the dustbin
- b) to decorate the dustbin
- c) to help people remember to keep the place clean. ✓

5. Your friends throw toffee wrappers in the park. What do you do?

- a) Tell them not to do it.
- b) Join them and dirty the park.
- c) Tell them to throw the wrappers in the dustbin. ✓



**SUB : MATHEMATICS**  
**June Worksheet - 3**

**Ch- 2 NUMBERS UP TO 9**

Q 1 .Write >, < or = to compare the numbers.

6 \_\_\_\_\_ 9

10 \_\_\_\_\_ 5

1 \_\_\_\_\_ 4

0 \_\_\_\_\_ 1

3 \_\_\_\_\_ 5

5 \_\_\_\_\_ 8

9 \_\_\_\_\_ 5

5 \_\_\_\_\_ 9

3 \_\_\_\_\_ 0

Q 2. Write the numbers in ascending order.

8          4          2          6  
0          7          5          10









\_\_\_\_\_  
\_\_\_\_\_

Q 3. Write the numbers in descending order.

















7          2          8          6  
9          3          7          4

\_\_\_\_\_  
\_\_\_\_\_

Q 4. What comes before?  
What Comes Before?

 _____	 _____
 _____	 _____
 _____	 _____
 _____	 _____

Q5. What comes after?

Q6. What comes in between?


7 \_\_\_\_\_ 9  
2 \_\_\_\_\_ 4  
1 \_\_\_\_\_ 3  
4 \_\_\_\_\_ 6  
5 \_\_\_\_\_ 7

**SUB - MATHEMATICS**  
**June Worksheet - 4**


**Ch- 3 ORDINAL NUMBERS**

Numbers that tell us about the order or position of objects in a collection are called ordinal numbers like First, Second , Third etc.


Q1 . Write the 1<sup>st</sup> , 2<sup>nd</sup> , 3<sup>rd</sup> , 4<sup>th</sup> and 5<sup>th</sup> under the correct pictures . Then ,fill in the blanks in the sentence below.




1. The  is in the \_\_\_\_\_ place.

2. The  is in the \_\_\_\_\_ place.

3. The  is in the \_\_\_\_\_ place.

4. The  is in the \_\_\_\_\_ place .

5. The  is in the \_\_\_\_\_ place.

## कार्य पत्रक- 1

### इ (ि) की मात्रा

अब पढ़े  
शब्द रचना

1. ि + स + र = \_\_\_\_\_


2. ि + द + न = \_\_\_\_\_

3. ि + ग + न = \_\_\_\_\_

4. ि + ट + क + ट = \_\_\_\_\_

5. ि + क + ध + र = \_\_\_\_\_

प्रश्न 1 चित्र देखकर शब्द लिखो।




\_\_\_\_\_



\_\_\_\_\_



\_\_\_\_\_



\_\_\_\_\_

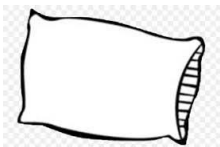


\_\_\_\_\_



© Can Stock Photo

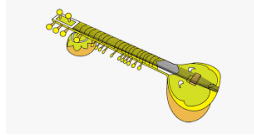
\_\_\_\_\_



\_\_\_\_\_



\_\_\_\_\_



प्रश्न 2 समान तुक वाले शब्द लिखो

1. रवि- \_\_\_\_\_
2. मिल- \_\_\_\_\_
3. रिन- \_\_\_\_\_

प्रश्न 3 वाक्य बनाओ

1. मिठाई- \_\_\_\_\_
2. किताब- \_\_\_\_\_
3. किसान- \_\_\_\_\_
4. शनिवार- \_\_\_\_\_

विषय - हिंदी  
कार्यपत्रक - 2  
ई(ी)कीमात्रा

अब पढ़े

शब्द रचना

1. क + ी + ल- \_\_\_\_\_
2. च + ी + ल- \_\_\_\_\_
3. न + ी + म- \_\_\_\_\_
4. प + र + ी- \_\_\_\_\_
5. द + र + ी- \_\_\_\_\_

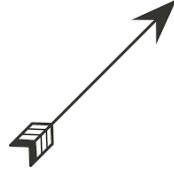


6. ग + र + म + ी - \_\_\_\_\_

प्रश्न 1. चित्र देखकर नाम लिखो ।



\_\_\_\_\_



\_\_\_\_\_



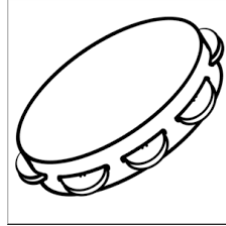
\_\_\_\_\_



\_\_\_\_\_



\_\_\_\_\_



\_\_\_\_\_



\_\_\_\_\_



\_\_\_\_\_



\_\_\_\_\_



\_\_\_\_\_

प्रश्न 2. ई की मात्रा के शब्द पर गोला लगाओ

1. काला      बिल      कील

2. दही      राजा      चीता

3. इनाम तितली खीरा

4. लड़की धरती बाजा

5. कदम मठरी गीत

प्रश्न 3. वाक्य बनाओ

1. बरफ़ी-\_\_\_\_\_
2. पनीर-\_\_\_\_\_
3. लीची-\_\_\_\_\_
4. दीपक-\_\_\_\_\_
5. कली -\_\_\_\_\_

**Subject-Computer  
Worksheet  
Week-4**

