

**SANT NIRANKARI PUBLIC SCHOOL
CLASS II ENGLISH
WORKSHEET 1 (WEEK – 3)**

English Grammar Lesson – 4 Jumbled Sentences

Read the groups of words given below.

- a) a bicycle Rina riding is
- b) with the chicks mother hen is

These groups of words do not have any meaning. They do not make any sense.

Now, read the group of words given below.

- a) Rina is riding a bicycle.
- b) Mother hen is with her chicks.

**These words , when arranged in order ,makes complete sense,
They form a sentence.**

1. Put a Full Stop (.) or a question mark(?)at the end of the sentence.

- a) My name is Anil
- b) It is raining
- c) Where do you live
- d) Do you have a brother
- e) There are flowers in the garden

2. Arrange these words to form sentences .Begin each sentence with a capital letter. Put a question mark(?) or full stop (.)at the end.(The first two a) & b) have been done for you.)

- a) sails on the ship the sea

Ans. The ship sails on the sea.

- b) Your house where is

Ans. Where is your house?

- c) sits on the ant the leaf

- d) brings the postman letters

- e) are what eating you

- f) a toy car has he

- g) beautiful is country my
- h) sings a song he
- i) should we country our love

POEM : The Little Plant

In the heart of a seed
Buried deep ,so deep,
A dear little plant
Lay fast asleep.
“ Wake,” said the sunshine
“And creep to the light.”
“Wake,” said the voice
Of the raindrops bright.
The little plant heard,
And it rose to see
What a wonderful
Outside world might be.

1. Read the poem.

2. Activity - Plant a seed in a pot and observe how it grows.

WORKSHEET – 2 (WEEK -3)

Chapter 2 - One Rainy Day

Renu wants to go out to play in the park. Suddenly, there are clouds in the sky and it begins to rain. Raindrops are falling on the window pane . Renu sings softly.

“Rain , rain go away,

I want to go to the park and play”

The rain does not stop. Renu is very sad. Two big tears roll down her cheeks.

She sees a small squirrel. It is getting wet. She calls her mother.

Renu's mother opens the window and picks up the wet squirrel.

She then tells Renu to get a towel, basket and some milk. Her mother pats the squirrel dry with a towel and spreads a soft cloth in the basket. She also puts a few drops of milk in the squirrel's mouth. The squirrel licks it. Slowly the squirrel opens her eyes.

"What lovely brown eyes!" Renu says with joy.

She pats the squirrel and says "Mummy, she is a beautiful squirrel. I want to keep her with me .I want to call her Bhigee because she is wet," Mother says "Yes dear you can keep Bhigee". Renu is happy.

1. Learn the spelling of these words.

- | | | | |
|--------------|-----------|------------|-------------|
| a) raindrops | b) window | c) softly | d) cheeks |
| e) towel | f) basket | g) spreads | h) squirrel |

2. Tick(✓) the correct answer in each.

i) What does Renu's mother put in the squirrel's mouth?

- | | | | |
|----------|--------|---------------|---------|
| a) water | b) tea | c) lime juice | d) milk |
|----------|--------|---------------|---------|

ii) What colour are the squirrel's eyes?

- | | | | |
|---------|----------|---------|----------|
| a) blue | b) brown | c) grey | d) black |
|---------|----------|---------|----------|

iii) Why is Renu happy in the end?

- a) She has Bhigee to play with.
- b) It is raining heavily.
- c) The squirrel is sleeping
- d) She is playing in the park.

3. Read, think and answer the questions.

a) Why does Renu not like the rain?

Ans. Renu does not like the rain as she cannot go out to play.

b) What does Renu see outside?

Ans. Renu sees a small squirrel outside.

c) Which sentence tells you that Renu is sad?

Ans. The sentence which tells us that Renu is sad is “Two big tears roll down her cheeks.

d) How does Renu’s mother dry the squirrel ?

Ans. Renu’s mother dries the squirrel with a towel.

e) Do you think the squirrel likes the milk?

Ans. The squirrel likes the milk as she licks it.

f) Make a list of things Renu gets for the squirrel.

Ans. A list of things Renu gets for the squirrel are

i) towel ii) basket iii) some milk.

(Read the questions carefully and learn the answers.)

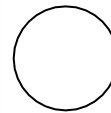

विषय - हिंदी
कार्यपत्रिका - 1
पाठ -1 वर्ण और वर्णमाला (व्याकरण)


अ ,क , च , म आदि वर्ण कहलाते है । वर्णों क्रम को वर्णमाला कहते है ।

- वर्ण दो प्रकार के होते हैं - स्वर और व्यंजन ।
- वर्णों के क्रम से वर्णमाला बनती है ।
- क्ष , त्र , ज्ञ , श्र संयुक्त व्यंजन हैं ।
- ड़ ,ढ़ और ज़ , फ़ का प्रयोग व्यंजनो की तरह किया जाता है , जैसे – लड़का , पढ़ना ,ज़मीन और साफ़ ।

अ से औ तक स्वर हैं । स्वरों के अलावा अं , अः और अँ वर्णों का भी प्रयोग किया जाता है । अः से कोई शब्द शुरू नहीं होता । यह शब्द के अंत में मात्रा रूप में लगता है ।

1. चित्र के नाम का पहला वर्ण लिखो ।





2. दिए गए शब्दों को मंजूषा से चुनकर सही जगह पर लिखो।

ड़ - _____

ढ़ _____

ज़ _____

फ़ _____

जहाज़ पेड़

बुढ़िया पहाड़

कागज़ सीढ़ी

साफ़ तूफ़ान

3. सही वर्ण चुनकर खाली जगह में लिखो।

औ

ज़

त्र

फ़

अः

अ

क) _____ और _____ का प्रयोग व्यंजनो की तरह किया जाता है।

ख) _____ से _____ तक स्वर हैं।

ग) क्ष, _____, ज्ञ और श्र संयुक्त व्यंजन हैं।

घ) _____ से कोई शब्द शुरू नहीं होता।

कार्यपत्रिका - 2

पाठ - 2 मात्राएँ (व्याकरण)

जब हम कोई भी व्यंजन बोलते हैं तब उसके अंत में हलकी - सी ा की आवाज निकलती है। बोलकर देखो।

क, प, ट

इससे पता चला कि हर व्यंजन में अ जुड़ा है। इससे इस तरह से भी लिख सकते हैं।

क - क् + अ

प - प् + अ

ट - ट् + अ

अ को छोड़कर सभी स्वर व्यंजन के साथ मात्रा के रूप में जुड़ते हैं। सभी मात्राओं का अलग - अलग

निशान होता है, जैसे - आ (।), इ (), ओ (ो), औ (ा) आदि।

➤ अ को छोड़कर सभी स्वरों की मात्राएँ होती हैं।


➤ व्यंजन के साथ स्वर मात्रा के रूप में जुड़ते हैं।

➤ र के साथ उ तथा ऊ की मात्राएँ बीच में लगती हैं।


प्र० 1. दिए गए वर्णों को जोड़कर बनने वाले रूप से मिलान करो , जैसे

- | | |
|------------|--------|
| 1. क् + ए | कू (2) |
| 2. क् + ऊ | कु |
| 3. क् + उ | का |
| 4. क् + ऐ | को |
| 5. क् + इ | के (1) |
| 6. क् + ई | कि |
| 7. क् + अ | कौ |
| 8. क् + आ | की |
| 9. क् + औ | कै |
| 10. क् + ओ | क |

प्र० 2. चित्रों के नाम में आनेवाले स्वर की मात्रा पर गोला लगाओ ।



ि ा ी



ू ा ी



ू ो े



ा उ ो

SUBJECT – MATHS
WORKSHEET – 1 (WEEK 3)
Subtraction of 2-Digit Numbers

1. Subtract :

$\begin{array}{r} 29 \\ - 14 \\ \hline \end{array}$	$\begin{array}{r} 35 \\ - 23 \\ \hline \end{array}$	$\begin{array}{r} 76 \\ - 54 \\ \hline \end{array}$
$\begin{array}{r} 33 \\ - 22 \\ \hline \end{array}$	$\begin{array}{r} 65 \\ - 43 \\ \hline \end{array}$	$\begin{array}{r} 97 \\ - 45 \\ \hline \end{array}$
$\begin{array}{r} 85 \\ - 65 \\ \hline \end{array}$	$\begin{array}{r} 53 \\ - 42 \\ \hline \end{array}$	$\begin{array}{r} 90 \\ - 50 \\ \hline \end{array}$
$\begin{array}{r} 59 \\ - 7 \\ \hline \end{array}$	$\begin{array}{r} 34 \\ - 21 \\ \hline \end{array}$	$\begin{array}{r} 68 \\ - 55 \\ \hline \end{array}$

2. Solve the word problems.

a) 34 birds are sitting on a tree. 20 flew away. How many birds are still sitting in a tree?

Ans. _____ birds are still sitting on the tree.

b) There were 46 children in a class. 22 agreed to go for a picnic to Toy world.

How many children did not go for the picnic?

Ans. _____ children did not go for the picnic.

WORKSHEET – 2 (WEEK -3)
Subtraction Properties

a) Subtracting zero

i) $32 - 0 = 32$

ii) $95 - 0 = 95$

Remember: When we subtract “0” from a number we get the same number.

b) Subtracting itself :

i) $19 - 19 = 0$

ii) $28 - 28 = 0$

Remember: When we subtract a number from itself we get “0”

c) Subtracting 1

i) $67 - 1 = 66$

ii) $92 - 1 = 91$

Remember: When we subtract “1” from a number we get the number just before the given number.

d) Subtracting consecutive numbers

i) $49 - 48 = 1$

ii) $54 - 53 = 1$

Remember: The difference between any two consecutive numbers (numbers that come one after the other on the number line) is always 1

1. Fill in the blanks.

a) $7 - 0 = \underline{\quad}$

b) $43 - \underline{\quad} = 42$

c) $38 - 38 = \underline{\quad}$

d) $74 - 73 = \underline{\quad}$

e) $77 - \underline{\quad} = 7$

SUBJECT – GENERAL KNOWLEDGE
WORKSHEET NO. – 1 (Week – 3)
(Wild, Domestic Animals)

There are different types of animals in this world. These animals have different shapes, sizes and colours.

Domestic and Farm Animal

Animals that live with us in the homes are called domestic animals. Some of the domestic animals are also pets.



Dog



Cat

Farm animals are also domestic animals. They are very useful to us



Sheep



Cow



Horse



Goat

- The sheep give us wool.
- The cow gives us milk, cheese and butter. Ghee, curd can be made from milk. The horse carries load for us.

Wild Animals

Animals that live in the forest are called wild animals. Some of the animals are big and some are small. Some of these wild animals can be seen in a zoo.



Rhinoceros



Tiger



Lion



Elephant



Cheetah


- The Cheetah is the fastest animal on land. It can run at a speed of upto 113 kmph, that is as fast as a sports car.
- A Camel stores fat in its hump, which keeps it going for many days without food.

Animals and Their Homes



Bee

Bee lives in the beehive.



Beehive



Cow

Cow lives in the shed.



Shed




Dog

Dog lives in the kennel.




Kennel



HELPBOX :

Pond	Web	Burrow	Nest
------	-----	--------	------



II . Unscramble the words and write the names of Farm Animals.

