

**SANT NIRANKARI PUBLIC SCHOOL, NIRANKARI COLONY**  
**CLASS – II**



**WINTER HOLIDAY HOMEWORK**

Dear Parents,

Vacation is a welcome break!

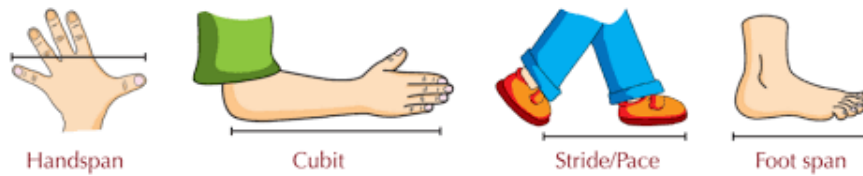
*Winter Vacation is the best and the fruitful time for learning and nurturing creativity. Keeping this objective in mind we have planned diverse and exciting activities that will enhance your child's knowledge and boost their creativity. Make the beginning of the year fruitful and the enjoyable .*

*“Keep your child's brain active over break without them knowing they're doing homework “*

SUBJECT	ACTIVITY
ENGLISH	<p>Ch -5 The Lost Chicken</p> <p>Draw the different stages of hen. They would draw an egg and see how it looks when it hatches.</p> <p><b>NOTE :</b> Do this activity on A4 size sheet .</p> 
HINDI	<p>सर्दियों में टोपियाँ हमारे सिर को गर्म रखने के लिए विशेष रूप से बेहतरीन उत्पाद हैं। सर्दियों में अपने सिर को आरामदायक रखने के लिए टोपी का उपयोग महत्वपूर्ण है ।</p> <p>जिस प्रकार कहानी में नटखट चूहे ने रेशमी कपड़े से अपनी पसंदीदा टोपी बनवाई I उसी प्रकार आप कागज (ए4 शीट या चार्ट पेपर आदि ) का प्रयोग करके अपने पसंदीदा टोपी (Paper Hat ) बनाकर उसे सजाएँ ।</p> 

## MATHS

**We can measure the length of objects using our body parts.**



**We can measure the length of an object with the help of another object.**

### examples

The pencil is 15 blocks long.



The pencil is 6 paper clips long.

The bar is 6 handspans long.



**Q1. Check and write the following lengths.**

1. The toothbrush is about \_\_\_\_\_ matchsticks long.
2. Measure your maths book with erasers. Length of your book = \_\_\_\_\_ erasers.
3. The newspaper is \_\_\_\_\_ handspan long.
4. The comb is \_\_\_\_\_ cm long.
5. The dairy milk chocolate is about \_\_\_\_\_ sharpeners long.
6. Measure height of the chair with your pencil, how many pencils of the same length do you need? \_\_\_\_\_
7. My table is \_\_\_\_\_ cubits long.
8. My room is about \_\_\_\_\_ pace long.



**Q2 . We can use mugs, glasses, cups, bottles and other similar containers to measure the quantity of liquid.**

**NOTE :** Do this activity on A4 size sheet .



Take two buckets one should be filled with water and another should be empty. Now you've to measure the quantity of liquid. Fill the empty bucket with mugs of water and count how many mugs of water do you need to fill that empty bucket.

The bucket can hold \_\_\_\_\_ mugs of water .

<p>EVS</p>	<p><b>The first help given to an injured person before the doctor arrives is called first aid.</b></p> <p>Students need to make a first aid box using best out waste. you can use either use shoe box or any small plastic box. Cover the box with a white chart paper. Cover the chart paper with fevicol or tape. Make a red cross sign using sketch pen or with a red tape. Keep 5 – 6 first aid kit items in that box. Examples a pair of scissors, band-aid, medical tape, Dettol, cotton, thermometer etc. Images are for reference.</p> 
<p>DRAWING</p>	<p><b>Draw one picture our helpers and color it in Sketch file .</b></p> 
<p>COMPUTER</p>	<p><b>1. Draw drop down menu of fill color on A4 sheet with the help of following picture.</b></p> 