


SANT NIRANKARI PUBLIC SCHOOL, NIRANKARI COLONY
SUMMER HOLIDAY HOMEWORK
CLASS – I (2024-25)

*"Learning is the beginning of wealth.
Learning is the beginning of health.
Learning is the beginning of spirituality.
Searching and learning is where the
miracle process all begins."*



Dear Students,
Greetings!!

Holiday is the time that we all eagerly wait for. We all make plans to enjoy, to relax and to empower ourselves during these days. This summer vacation the Holiday Homework is designed as a medium for you all to achieve the motto of "Fun and Learn" The activity-based assignments will foster curiosity, develop creativity, enhance knowledge and instill the joy of learning among you all. It will certainly help you to discover a new you, who is more enriched and confident and performs every action to perfection.

Stay home, Stay safe!!



PLANT OUR LIFELINE

Exciting English


Plants have a supreme place in the survival of mankind. They provide a green and fresh look to the environment. Therefore, it is our foremost duty to save and protect plants and trees around us. Discuss with your child the value of plants and the consequences mankind will face in their absence. Be sensible, so that our environment wears a look of paradise on account of our GREEN FRIENDS.

1. On an A4 Size Sheet Draw Natural things and Man made things.

2. Read and learn the poem and take printout of the worksheet given to answer up the questions.

Sharing picture for reference

1.



2.

Our Tree

Listen and read

A little bird sees
Ripe fruit on our tree
And eats a tasty berry.
The bird flies tall
And a berry seed falls.

The rains have come
Hurry! let's run.
Clouds, rain and sun...
Our plant is born, a little one.

Now a tree,
With branches long,
Crows and bird-song,
Crawling ants and spiders' webs,
Caterpillars with tiny legs,
Rich green leaves, life aplenty.

The tree has fruit,
Some big, some small,
Let us pluck them
But do not fall!

Crows perch, squirrels run,
And see the monkeys
Having fun!

Strong branches,
With pretty swings,
Our beautiful tree
Has so many things.

Pranab and Smita Chakravarti

New words

berry caterpillars nest rain tree

Let's read

Q1. Fill in the blanks

1. The _____ files tall.
2. _____ seed falls.
3. A _____ is born.

Q2. Answer the following questions:

- i) What does a little bird see?

- ii) What all does a tree have now?

- iii) _____



Write the naming words from the poem

विषय - हिंदी

कु दरत का एक बहुत अनमोल तोहफा है - पेड़-पौधे। पेड़- पौधे हमारे जीवन में महत्वपूर्ण भूमिका निभाते हैं। वे हमें हमारी दैनिक आवश्यकताओं को पूरा करने के लिए विभिन्न प्रकार की चीजें प्रदान करते हैं। जिनमें खाने के लिए भोजन, सांस लेने के लिए हवा, हमारे शरीर को ठंढकने के लिए कपड़े, लकड़ी, दवा, आश्रय और शामिल हैं।

गतिविधि : A4 साइज हरे रंग की शीट पर पेड़ का चित्र चिपकाकर उससे मिलने वाली पाँच चीज़ें चिपकाकर उनके नाम लिखेंगे। (जैसे रुई, लकड़ी, कागज़, मसाले इत्यादि)






MATHEMATICS




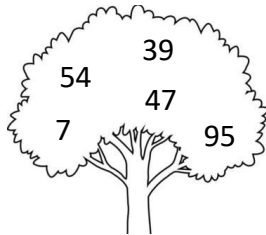
Let's learn
Mathematics in a fun
and Interesting way !!!




Q1. Put the numbers in ascending order.























Q2. Count each object in the picture and write its numerals and number name. Color the picture.



	<input type="text" value="4"/>	Four			<input type="text"/>	
	<input type="text"/>				<input type="text"/>	
	<input type="text"/>				<input type="text"/>	
	<input type="text"/>				<input type="text"/>	
	<input type="text"/>				<input type="text"/>	
	<input type="text"/>				<input type="text"/>	
	<input type="text"/>				<input type="text"/>	

Q3. Unscramble the words.

12

7

15

9

5

11

13

6

enytw

eno

ent

een

xits

ifve

evnse

wot

feentfi

neleve

eentofru

xsieehtr

hgtei

nein

ofru

eentevnse

16

2

17

19

4

14

8

3

7

Do the above work in A-4 size sheet.

Learn and write counting 1 to 150 in small Notebook.

Learn Number Names 1 to 20.

Learn Table 0 to 3.

EVS

On an A-4 size white cartridge sheet make a beautiful tree using waste material like pista shells or ground nut shells. Decorate it using your ideas. Sharing picture for reference .You can use your creative ideas.



DRAWING



Topic:- Table mat

Leaf printing on the A3 size sheet and laminate it.